

KUBOTA SUPER MINI-EXCAVATOR

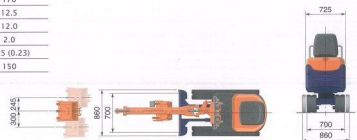
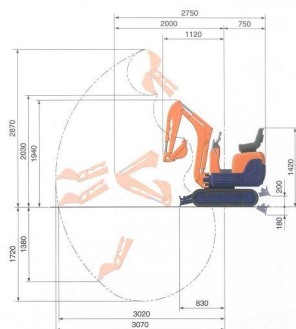
# K008-3



## SPECIFICATIONS

		*with rubber shoe type	
Machine weight	Rubber crawler	kg	850
Bucket capacity, std. SAE/CECE		m <sup>3</sup>	0.022/0.018
Bucket width	with side teeth	mm	368
	without side teeth	mm	350
Model			D722-BH-3
Type			Water-cooled, diesel engine F7C15 (standard, original type)
Engine	Output ISO90249	PS/rpm	10.2/2050
		kW/rpm	7.4/2050
	Number of cylinders		3
	Bore x stroke	mm	67 x 68
	Displacement	cc	719
Overall length		mm	2750
Overall height		mm	1420
Swivelling speed		rpm	8.3
Rubber shoe width		mm	180
Tumbler distance		mm	900
Dozer size (width x height)		mm	700/860 x 200
Hydraulic pumps	P1, P2		Gear pump
	Flow rate	ℓ/min	10.5+10.5
	Hydraulic pressure	MPa (kgf/cm <sup>2</sup> )	16.7 (170)
Max. digging force	Arm	kN (kgf)	4.5 (460)
	Bucket	kN (kgf)	9.8 (1000)
Boom swing angle (left/right)		deg	55/60
Auxiliary circuit	Flow rate	ℓ/min	21.0
	Hydraulic pressure	MPa (kgf/cm <sup>2</sup> )	17.0
Hydraulic reservoir		ℓ	12.5
Fuel tank capacity		ℓ	12.0
Max. travelling speed		km/h	2.0
Ground contact pressure		kPa (kgf/cm <sup>2</sup> )	22.5 (0.23)
Ground clearance		mm	150

## WORKING RANGE



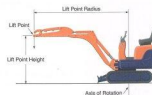
Unit: mm

## LIFTING CAPACITY

Lift Point Height	Lifting point radius (2.0m)			Lifting point radius (2.5m)		
	Over-front		Over-side	Over-front		Over-side
	Blade Down	Blade UP		Blade Down	Blade UP	
1.0 m	2.4 (0.24)	1.7 (0.18)	1.4 (0.14)	2.0 (0.20)	1.2 (0.12)	1.0 (0.10)
0.5 m	2.7 (0.27)	1.6 (0.17)	1.3 (0.14)	2.0 (0.20)	1.2 (0.12)	0.9 (0.10)

Please note:

- \*The lifting capacities are based on ISO 1057 and do not exceed 70% of the static lift load of the machine or 60% of the hydraulic lifting capacity of the machine.
- \*\*The excavator bucket, hook, sling and other lifting accessories are not included on this table.



\* Working ranges are with Kubota standard bucket, without quick coupler.  
\* Specifications are subject to change without notice for purposes of improvement.

# Kubota

**KUBOTA (U.K.) LTD**  
Dormer Road, Thame Oxfordshire,  
OX9 3UN, U.K.  
Phone : 01844-214500  
F a x : 01844-281568

Super compact. Highly reliable. Easy to operate.  
Our under-1-ton, best-selling model worldwide has evolved into an ultra-efficient super mini excavator—the Kubota K008-3.



#### Quick-release bucket pins

This timesaving feature enables speedy removal and replacement of attachments without any tools.

#### Easy and quick greasing

With all front attachment lubrication points located on the right-hand side, you'll grease quickly while never forgetting to hit every point.



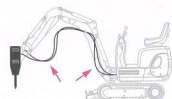
#### Lifting points

Three-point lifting allows a crane to lift it for transport, easily and safely.

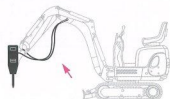


#### Protected hydraulic service port pipes

With the K008-3, you'll never need to replace the hydraulic service port pipes, again. To reduce the risk of damaging the hydraulic piping, the K008-3 is also the only excavator in its class to have the service port pipes hidden inside the boom, and its service ports conveniently located at the end of the boom.



Our previous model



K008-3

#### Enhanced hose protection

With all hydraulic hoses uniquely hidden within the boom, and the boom cylinder located on the top of the boom, the K008-3 increases service life by offering outstanding protection.



### Kubota E-TVCS engine

Highly trusted in the compact industrial machinery market, the efficient machinery created by our engine's unique Three Vortex Combustion System reduces exhaust emission, noise, and vibration. Its new layout also puts most components within easy reach for faster maintenance.



### Toolbox/manuals

A handy toolbox is conveniently located under the driver's seat. Plus, instruction manuals are stored in a compartment attached to the back of the seat.



### Adjustable track gauge

By operating one lever, the K008-3's hydraulically adjustable track gauge reduces in seconds-down to 700mm-to enable navigation of narrow spaces. Conversely, when the track gauge all the way out to 860mm-which provides approximately a 15% increase in stability when compared to our previous model-for a higher level of security even while operating with hydraulic breakers.




With the simple removal of one pin, its quick-fold blade adjusts in size instantly.



### Fully opening engine cover

The engine cover's tilt-up operation exposes most of the engine-providing easier access to components.



When adjusted down to 700mm, the K008-3 can easily fit through most doorways, permitting access inside of buildings.

